

Kameleon K6

PRODUCT INFORMATION

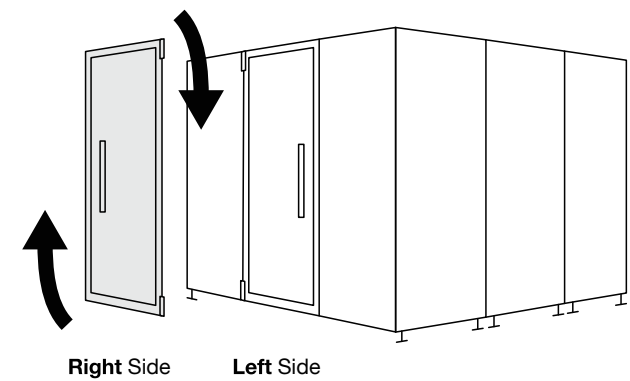


ASKÍA
ACOUSTIC PODS

All KAMELEONS have reversible opening doors

The door opening direction for all Kameleon booths can be switched just by rotating the frame during installation. The door handle is made from painted stainless steel. All glass panels are mounted on aluminium frames. All metal parts are powder coated with a special antimicrobial coating.

Door orientation | Door handle




Floor



Sound absorbing polyamide carpet. The colour of the carpet always comes in Melange grey.

Lighting | Ceiling




The ceiling is always covered in Dark grey Acoustic PET Felt panels made from 100% recycled polyester fiber. The overhead LED Light ensures enough light for common activities in a K6 phone booth.

Integrated LED Spot Light
Power usage per LED: 3.8W
Input: 12V
Lumen output: 345 lumen
Color Temperature: 3000K
Color Rendering Index: 83



Glass

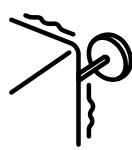


Acoustic Laminated Glass
12mm thick acoustic laminated glass with acoustic foil ensures high soundproof performances. The acoustic interlayer also helps retain broken glass fragments if the glass is broken, reducing the risk of injuries.

Add-ons



ADA Kit



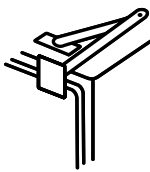
Seismic Kit



Room Booking



Sprinkler Kit



Door Closer

Table | Socket




All tables are made from pine plywood and laminated with antimicrobial HPL in White or Black satin finish.

2 x Power outlet
2 x USB Type A charger
2 x CAT6 Ethernet socket

Available for:
EU UK AUS USA

Digital Tools



Online Configurator
Personalize every part of your pod according to your needs. With more than 10000 options available, we did our best to ensure you can customize your acoustic booth to fit perfectly in your space. Every configuration can be easily shared.





Augmented Reality
You can virtually insert your 3d configuration in your office space using our AR button from our Online Configurator.

(Available only for iOS for the moment.)



Kameleon K6 Glass

Standard | Glass

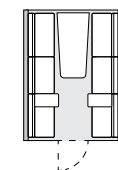


Kameleon K6 comes in two options: Standard or Glass. The Glass option is the more open version of Standard, with extended glass surfaces. Thanks to the fact that the Kameleon Collection was designed in a modular way, you can always switch from solid panels to glazed ones without constraints.

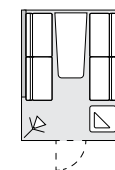
Choose between Glass or Standard KAMELEONS

The Glass and Standard option define the way you arrange your Kameleon interior. Other pre-made Kameleon pods can be selected Glass Office, Meeting.

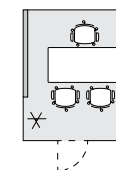
Collection



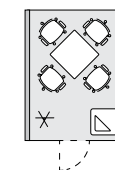
Standard



Glass



Glass Office



Meeting



Kameleon K7 Standard







Interchangeable panels between KAMELEONS

Fabrics used in our products have OEKO-TEX STANDARD 100 label and are EU Ecolabel certified. Acoustic felt has emission class A+ and VOC (France) A+. Plywood and other composite materials used are CARB 2 compliant and have emission class E1. Foams used in our products certified by and conform to the CertiPUR standard. Acoustics foams have OEKO-TEX STANDARD 100 label. WOOD GLUE: M1 Emission Classification certification. All wood FSC / PEFC certified.

Exterior Back Panel



Exterior Panel



Interior Panel



Ionized air in all KAMELEONS

Air Ionizer




Ventilation grilles are placed at the ground, as well as at the ceiling level. The one from the ground level pushes fresh, filtered air, while the one from the ceiling level removes stale air. The motion sensor activates the light and fans. After you leave the cabin, the ventilation keeps working for 15 more minutes, ensuring that all the air inside is fresh. The fans come adjusted at 100%, but they can be set to 60% and 75% as well. The air inside the booth is totally replaced, filtered and ionized every 68 to 100 seconds (depending on the pod size).

Air Ionizer

All Kameleon come standard equipped with **Air Ionizer**.


To improve the quality of the air inside the booth and implicitly ensure better health for its users in the long term, all Kameleons come standardly equipped with Air Ionizer, mounted on the ventilation system. Ionizers are particularly important for the quality of the air, as they neutralise odours and have a beneficial effect on the environment. Even if they are invisible particles, the negative ions have a very pleasant, refreshing effect, comparable to the experience of the air after a summer rain or the air in a fascinating country side area, untouched by the modern pollution.




Fabrics for Interior & Exterior panels



Chipboard + Melamine for Exterior panels



Chipboard + Veneer for Exterior panels



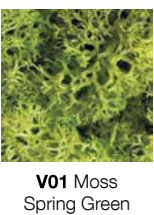
Plywood for Exterior panels



Special Finishes for Exterior panels



Green Wall for Exterior panels



Acoustic Felt for Interior panels




Carpet

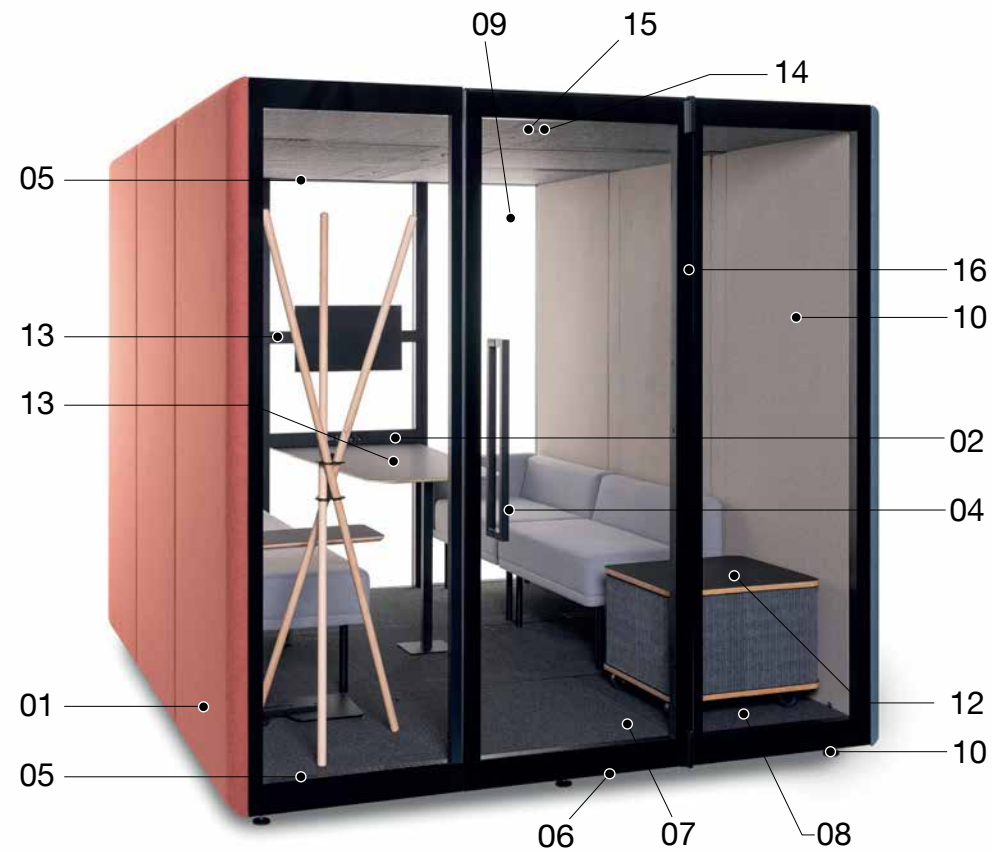


Antimicrobial HPL for Table tops



Antimicrobial Coating for Metal parts





01 Exchangeable exterior panel

You can choose new panels from a variety of shapes, finishes and colours which are available to view in our [online configurator](#) or in [AR](#).

02 Connectivity

1 Power sockets - 230V, 50Hz, max 10A
2 USB Type B chargers
1 CAT6 Ethernet sockets

03 Solid Back Panel

You can opt out for a Solid Back panel instead of the Acoustic Laminated Glass.

04 Left / Right Reversible opening door

When you install the frame, you can choose the door opening direction by turning the booth around and switching around the Door Panel and the back Glass Panel.

05 Airflow inlet & outlet

Our ventilation system is performant through its high efficiency and very silent fans.

06 Power and ethernet outlets

The power supply and ethernet outlet can be easily connected at the bottom. Each booth comes equipped with a 5m power cord.

07 Ionized and Purified air

The air pushed into the cabin is first filtered and then sanitized with an air ionizer.

08 Tufted polyamide carpet

Soft carpet with a high level of comfort and higher noise insulation impact.

09 Acoustic Laminated Glass

12mm tick acoustic laminated glass ensures high soundproof performances.

10 Levelers + Wheels

All Kameleon booths come equipped with wheels and leveling feet. Whenever you want to move your booth, you can do it very easily.

11 Interchangeable interior panel

You can choose from a variety of finishes and colours through our online configurator. If you want to get other finishes, the panels can be easily changed.

12 Table tops

All table tops are made from pine plywood and laminated with antimicrobial HPL.

13 Add-on accessories

To ease your work, we have designed some accessories. They can be ordered all together or separately.

14 LED light

The overhead warm LED Lighting ensures enough light for common activities.

15 Motion sensor

The motion sensor activates the light and fans. After you leave the cabin, the ventilation stays on for 15 more minutes, making sure that all the air inside is fresh.

16 Magnetic Lock System

The magnetic lock system makes the daily usage more comfortable. The rubber gaskets help seal the door thus minimizing the noise coming from outside.

SO41 for K6 Standard | Glass



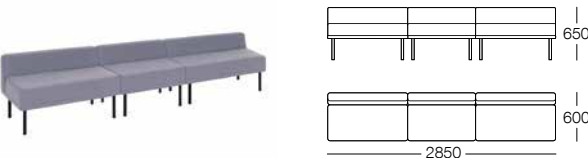
SO42 for K6 Standard | Glass



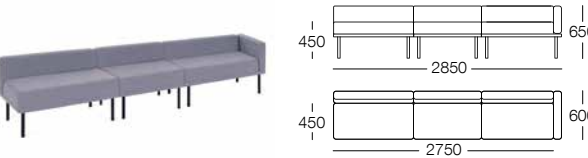
SO43 for K6 Standard | Glass



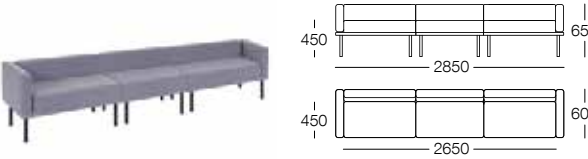
SO61 for K6 Standard | Glass



SO62 for K6 Standard | Glass



SO63 for K6 Standard | Glass



Tribut Bar stool for K6 Standard | Glass




Tribut Bar stool + Cushion for K6 Standard | Glass



Atelier Armchair for K6 glass office



LT Form Accento for K6 Glass Office | Meeting



TO5 for K6 Standard | Glass




TOS5 for K6 Standard | Glass



TO6 for K6 Standard | Glass



TOS6 for K6 Standard | Glass



Vork High for K6 Standard | Glass



Vork S High for K6 Standard | Glass



Kameleon K6 | Options



Vork Desk for K6 Glass Office



Vork Central for K6 Meeting



Adjacent Side table for K6 Standard | Glass | Meeting



The Catcher 60 for K6 Standard | Glass | Meeting



Exterior Hanganging Whiteboard for K6 Standard | Glass | Glass Office | Meeting



Interior Hanganging Whiteboard for K6 Standard | Glass | Glass Office | Meeting



Exterior Hanganging Pinboard for K6 Standard | Glass | Glass Office | Meeting




Interior Hanganging Pinboard for K6 Standard | Glass | Glass Office | Meeting

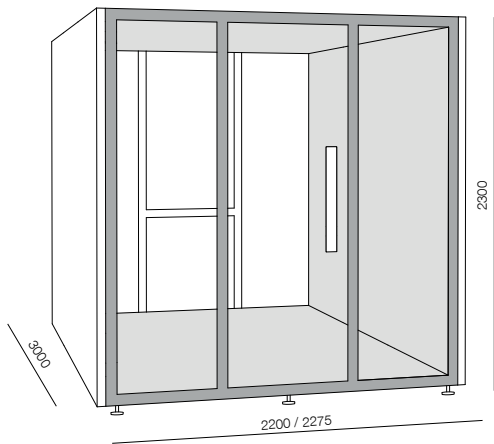


The final product ay have slight differences from the versions shown in the photographs.

Kameleon K6 | Options



The final product may have slight differences from the versions shown in the photographs



K6 was designed to comfortably accommodate at least 6 people.

Dimensions	Exterior W 2200 D 3000 H 2300 (18mm Exterior Panels)	Lighting	LED	
	Exterior W 2275 D 3000 H 2300 (55mm Exterior Panels)		Energy consumption 22.8W	
	Interior W 2066 D 2976 H 2020		Input 12V	
Weight	1471.6 kg		Energy efficiency A+ Light efficiency 468 lm/W	
	Weight with crate 1745.23 kg / 1953.5 kg*		3000k	
Glass Door	Laminated tempered glass 12mm		Stand-by mode after 2 min. of no occupation/ no motion	
	Glass Door with frame W 800 D 85 H 2195		Air flow rate 115m3/h per fan - 12 fans	
	Door Opening W 698 H 2020		Air exchange in 82s (obtained at 100% fan speed)	
	Reversible opening Left & Right		Operating voltage 12 V	
Glass Wall	Magnetic closing door	Ventilation	Air Ionizer and particle filter	
	Laminated tempered glass 12mm		Max. power 18.7W	
Interior Panels	Acoustic PET Felt Dark grey		Stand-by mode after 15 min. of no occupation/ no motion	
	Acoustic PET Felt Dark grey with various fabrics and color options		Adjustable fan speed levels: 60% 75% 100%	
Exterior Panels	Round Horizontal, Round Vertical & Round Corners 55mm	Power	Main supply 110 - 240V 50/ 60Hz	
	Acoustic Felt + Fabric 18mm		Power plug for EU (UK USA AU on request)	
	Chipboard + Fabric 18mm		Energy consumption 41.5W	
	Chipboard + Melamine, Chipboard + Veneer 18mm		Stand-by consumption 4.7W	
	Plywood 18mm	Output	2 x Power socket - 230V, 50Hz, max 10A	
	Whiteboard 18mm		2 x USB Type A charger	
	Pinboard 18mm		2 x CAT6 Ethernet socket	
	Moss 55mm			
Solid Back Panels	Acoustic Felt + Fabric 18mm	Specifications	Sound insulation (in testing)	
	Chipboard + Fabric 18mm		Acoustic absorption Class (in testing)	
	Chipboard + Melamine, Chipboard + Veneer 18mm		Motion sensor Lighting and Ventilation	
	Plywood 18mm		Wheels for easy placement	
	Whiteboard 18mm		Floor adjuster legs for leveling	
	Pinboard 18mm		Exchangeable Exterior and Interior Panels	
Ceiling	Sandwich element of beech wood and Acoustic PET Felt	Elevator Dimensions	Installation time 225 min. with 3 people	
Floor	Sandwich element of beech wood		Elements can fit into an elevator for 8 people	
Carpet	Tufted polyamide carpet		W 1100 D 1400 H 2200-3000	
Structural Walls	Chipboard panel	Metal parts	WD 800 HD 2200-2400	
Table <small>not included</small>	Pine Plywood Laminated with Antimicrobial and Anti fingerprint HPL Black White		Warranty	Antimicrobial powder coated paint Satin Black Satin White
				5 Years (2 years for electrical components)

* Road transport / Maritime transport

The final product may have slight differences from the versions shown in the photographs.



DESCRIPTION

K6 was designed to comfortably accommodate at least 6 people..

DIMENSIONS

Exterior dimensions W 2200/2275 | D 3000 | H 2300
Interior dimensions W 2066 | D 2976 | H 2020

INTERIOR PANELS

Exchangeable Interior Panels

12 mm thick Acoustic PET Felt

Interior Panels finishes

Uncovered Acoustic PET Felt Dark grey
Acoustic PET Felt Dark grey covered in textile

EXTERIOR PANELS

Exchangeable Exterior Panels

18 mm thick panels with straight edges
55 mm thick panels with round edges

Exterior Panels segments

Split (Up + Down) or Full panel option
With Split option you can combine colors
Split option helps you to carry the panels easily in a small elevator

Exterior Panels finishes

Textile, Melamine, Veneer, Plywood, Cork Pinboard, HPL Whiteboard, Moss

SOLID BACK PANELS

Exchangeable Exterior Panels

18 mm thick panels with straight edges

Exterior Panels segments

Split (Up + Down) or Full panel option
With Split option you can combine colors
Split option helps you to carry the panels easily in a small elevator

Exterior Panels finishes

Textile, Melamine, Veneer, Plywood, Cork Pinboard, HPL Whiteboard.

DOOR

Reversible opening Left & Right (indication of door opening direction not necessary)
Laminated tempered glass 12mm (with silent foils inside)
Magnetic closing door system
Door handle coated with antimicrobial paint

BACK GLASS WALL

12 mm Laminated tempered glass

LIGHTING

LED ceiling light run by motion sensor

VENTILATION

12 Fans activated by motion sensor
Air exchange in 82s (obtained at 100% fan speed)
Air particle filter and air ionizer (against viruses)
Stand-by mode, after 15 min. no occupation
Adjustable fan speed levels: 60% | 75% | 100%
Acoustical noise with L.N.A. - 19.2dB(A) per fan

POWER CONNECTION

Main supply 110 - 240V 50/ 60Hz
Power plug for EU (UK | USA | AU on request)

POWER OUTPUT

2 Power sockets - 230V, 50Hz, max 10A
2 USB Type A chargers
2 CAT6 Ethernet sockets

METAL PARTS

Antimicrobial powder coated paint - Satin Black | Satin White finish

TABLE optional

Pine Plywood Laminated with Antimicrobial and Anti fingerprint HPL Black | White

SPECIFICATIONS

Wheels for easy placement
Floor adjuster legs for leveling
Exchangeable Exterior and Interior Panels

CARPET

Full covered floor with sound-absorbing polyamide carpet

ACOUSTICAL PERFORMANCE

In testing

ELEVATOR

Elements can fit into an elevator for 8 people
W 1100 | D 1400 | H 2200-3000
Door W 800 | H 2200-2400

INSTALLATION

Installation time 225 min. with 3 people

The final product may have slight differences from the versions shown in the photographs.



ASKIA

Find out more by visiting our website.

maxfurniture.co.uk

**Showroom: Unit 1,2 & 3 25 Britton Street,
Clerkenwell, London. EC1M 5NY**

Tel: 020 7708 1788

maxfurniture.co.uk

