

Calma

Specbook



Adaptable Sizes
Unlimited Flexibility

7 Solutions

Internationally Recognized
Certifications

15+

Acoustic Attenuation Rate
*according to ISO 23351-1

Class - A

Warranty

5 Years

Air Circulation within Pod
*Calma For U

106 times / hour

Happy Clients

> 4.000



Calma

Product Family



Calma Small

140x100x224 cm



VOC Free for
Better Air Quality



Class A Certified
Soundproof ing



Excellent Voice
Clarity



Adjustable
Features



Calma Z/Z2

100x140x224 cm
140x144x224cm



VOC Free for
Better Air Quality



Class A Certified
Soundproof ing



Excellent Voice
Clarity



Broadcast
Quality Lighting



Calma 2

220x100x224 cm



VOC Free for
Better Air Quality



Class A Certified
Soundproof ing



Excellent Voice
Clarity



Widest Central
Wall in Its Class



Calma 4

220x144x224 cm



VOC Free for
Better Air Quality



Class A Certified
Soundproof ing



Superb Airflow



Maximum
Comfort in 3 sqm



Calma 4L

220x188x224 cm



VOC Free for
Better Air Quality



Class A Certified
Soundproof ing



Even Lighting
Distribution



Easy Installation



Calma Pro

220x276x224 cm



VOC Free for
Better Air Quality



Class A Certified
Soundproof ing



Superb Airflow



Even Lighting
Distribution



Calma For All

220x188x224 cm



VOC Free for
Better Air Quality



Class A Certified
Soundproofing



Superb Airflow



Accessible
Privacy

Reduced Noise, Improved Concentration

ISO
23351-1

Exposure to sound pollution can cause stress related cardiovascular disorders and make it harder to focus. A quick escape from noise, Calma creates the perfect space with **Class A Soundproofing, certified by ISO 23351-1.**

Ideal voice clarity is developed with the specially engineered multilayer acoustic system of Calma **to achieve 0,30 sec of reverberation time.** Allowing voices and sounds to be perceived clearly within the space.

Constantly tested and re-developed within Nurus' in-house Acoustic Lab, materials used to create Calma set new standards. Unlike others; Calma ensures **a balanced blockage of both low and high-frequency sounds.** This ongoing R&D makes Calma a leader in setting new benchmarks for the industry.



We Care About The Air You Breathe



Air Flow

Air Flow within the cabinet

The air exchange rate indicates how frequently the pod completes a full cycle of air circulation.

This rate is measured in air changes per hour. **According to the data, Calma pods are ventilated at a rate up to 106 times per hour.**

Designed to preserve air quality, Calma pods maintain a healthy environment within their compact volume. This rate is essential in understanding how often indoor air is refreshed, which is critical for maintaining optimal air quality. Additionally, a wider air inlet area plays a key role in ensuring effective ventilation and enhancing overall indoor air conditions.



Air Exchange Period
Every

42 seconds

Air Inflow

144,7 m³/h



*These figures are based on evaluating Calma Small and Calma For U with ventilation fans operating at 100% capacity.

Reducing Stress is More Important Than Ever

Have you experienced visual strain lately?

Long hours of exposure to light can cause stress, **chronic headaches** and distractions.

Calma uses the closest possible light temperature and brightness to **a calming sunset (2700K)**. Using warm light amplifies Calma's affects on well-being, aligning closer with **circadian rhythms** and preferences.

Engineered and carefully calculated lighting distribution ensures that everyone in the meeting has **enough light to work** and look their best during long hours of meetings or focus group work.

Certified Quality, Awarded Design

By integrating sustainable manufacturing techniques, renewable energy sources, and recyclable components, **Calma sets a new standard for sustainable workplace solutions.**

In pursuit of environmental transparency and sustainability, **the EPD (Environmental Product Declaration) of Calma Small, For U, and Medium models are founded on a detailed Life Cycle Assessment (LCA) report, ensuring full compliance with ISO 14025 and EN 15804 standards.** This declaration serves as a document that scientifically and comprehensively analyzes the sustainability of the product throughout its life cycle.

Calma pods are **certified by UL 962A – Standard for Safety Household and Commercial Furnishings**, the gold standard for workplace safety and reliability. Ensuring full compliance with strict U.S. and Canadian safety standards, **Calma pods meet rigorous safety, fire resistance, and electrical performance standards.** Calma Series have been successfully **tested in accordance with UL 723 (ASTM E84) – Test for Surface Burning Characteristics of Building Materials by UL Laboratories.**

Awarded by the German Design Award for its outstanding design and by the Green Good Design Award for its sustainability, Calma For U stands out as a benchmark in responsible innovation.



Sustainable & VOC-Free HDF Powder Coating



Durable



Easy to
Clean



Odorless



Moisture
Resistant



Low Risk of
Fire Hazard



100% Healthy
Eco-Friendly



Anti-Allergen
Antibacterial



Non-Toxic



0% Paint
Waste

Healthy & Sustainable

Calma: Built to Sustain, Committed to Health



Calma spaces are made with **100% solar energy** and an unwavering dedication to sustainability. Calma exemplifies commitment to environmental sustainability through its efficient, innovative manufacturing processes and use of eco-friendly materials.

All Calma spaces are produced entirely within Nurus' extensive **45,000 sqm technology base with 95% vertical integration** and nearly a century of expertise.

Calma spaces are crafted using **HDF powder coating process, which eliminates VOC (organic)** emissions, resulting in a fine-grained, antibacterial surface that is easy to clean and maintain.

This process also uses **lower heat (130-140°C) for curing a thermoset, durable surface**, reducing energy consumption compared to traditional methods.

Calma's structure incorporates responsibly sourced materials, including **FSC® certified wood, and Recycled PET Felt felt**. The result is a fine-grained, antibacterial surface that is easy to clean and maintain.

*Look for our FSC® certified products.

Calma S

Product Features



Occupancy Indicators Activated by PIR Sensors *(Optional)*

Lights will turn red while in use or for the duration of reserved meetings
Lights will turn green again after use within 1 minute

Sound Absorbent Recycled Felt Layering

Antibacterial, Anti-Allergic
Oil and water repellent, easy to clean
50% recycled PET
Fire Rates: B,S1, d0 (EN-13501)

Height Adjustable Desk *(Optional)*

HDF powder coated with matte, textured finish, height adjustable (68 to 118 cm) or at fixed height (96 cm)
Max. weight carried: 50 kgs
Spiral cable extension: 500mm, GST 18 outlet connection

Laminated Glass

5+5mm acoustic laminated glass on the back, low freq. vibration absorber

Air Ventilation

2 pcs. Noctua IPPC2000 Fan Module
Airflow per fan 182,5 m³/h
Reversible airflow direction upon request. The standard flow enters from top between walls and felt ceiling, exits from ventilation grill at the bottom



Dimmeable LED Lights

STANDARD
Osram Dimmer LED's
6,2W (per 1 pc LED)
168 lm/W
2700K Daylight Hue
Min 20 - Max 170 Lux

Basotect G+ Layering

Located within walls of Calma, below fabric layers
High sound absorption capacity
VOC and mineral wool free, low risk of fire hazard

Tempered Glass Door

12mm single piece tempered glass with 180° opening angle

Reservation Screen

(Optional)

Desktop Outlet


Standard black plastic with powder coated aluminium frame
1 unit Biticino outlet
1 unit USB A+C Type
1 unit 3000 mm RJ45 Ethernet Type Data cable can be mounted on the ceiling or the floor as well

Main Power Unit

STANDARD
3000 mm input cable 220V-230V
EUR Plug Type
3800mm input cable 220V-230V
UK Plug or Multinational plug is available
4A Fuse
Standard Black Colour
Main power unit is placed on the **back bottom right corner** of Calma when faced up front
Operating at full power, total power consumption: 32 Watts

Seismic Footplates & Castors

Along with castors or fixed glides, Calma models also have footplates for securing the pod placements and fix to ground



Touch Screen Panel



Magnetic Door



Links Module



Desktop Socket

*Lux measurement standards are based on values from table top surfaces.
**Gravity Stool placed within Calma Small is an optional furniture.

Calma Z / Z2

Product Features



Occupancy Indicators Activated by PIR Sensors *(Optional)*

Lights will turn red while in use or for the duration of reserved meetings
Lights will turn green again after use within 1 minute

Sound Absorbent Recycled Felt Layering

Antibacterial, Anti-Allergic Oil and water repellent, easy to clean 50% recycled PET Fire Rates: B,S1, d0 (EN-13501)

Basotect G+ Layering

Located within walls of Calma, below fabric layers
High sound absorption capacity
VOC and mineral wool free
Low Risk of Fire Hazard

Laminated Glass

5+5mm acoustic laminated glass on the back, low freq. vibration absorber

Air Ventilation

2 pcs. Noctua IPPC2000 Fan Module
Airflow per fan 182,5 m³/h
Reversible airflow direction upon request. The standard flow enters from top between walls and felt ceiling, exits from ventilation grill at the bottom



Dimmeable LED Lights

STANDARD
Osram Dimmer LED's
6,2W (per 1 pc LED)
168 lm/W
2700K Daylight Hue
Min 20 - Max 170 Lux

Tempered Glass Door

12mm single piece tempered glass with 180° opening angle

Reservation Screen

(Optional)

Media Wall & Integrated Facelights

(Optional)

Depth Adjustable Desk

(HDF powder coated with matte, textured finish, depth adjustable (16 cm retractable) at fixed height (74 cm)


Max. weight carried: 50 kgs Spiral cable extention: 500mm, GST 18 outlet connection

Main Power Unit

STANDARD
3000 mm input cable 220V-230V
EUR Plug Type
3800mm input cable 220V-230V
UK Plug or Multinational plug is available
4A Fuse
Standard Black Colour
Main power unit is placed on the **back bottom right corner** of Calma when faced up front
Operating at full power, total power consumption: 45 Watts

Seismic Footplates & Castors

Along with castors or fixed glides, Calma models also have footplates for securing the pod placements and fix to ground



Touch Screen Panel



Magnetic Door



Media Wall

Please see electrical specifications page for detailed information



Optional Soft Seating

*Lux measurement standards are based on values from table top surfaces.
**Mou office chair placed within Calma For U is an optional furniture.

Calma 2

Product Features



Occupancy Indicators
Activated by PIR Sensors
(Optional)
Lights will turn red while in use or for the duration of reserved meetings
Lights will turn green again after use within 1 minute

Sound Absorbent
Recycled Felt Layering
Antibacterial, Anti-Allergic Oil and water repellent, easy to clean 50% recycled PET Fire Rates: B,S1, d0 (EN-13501)

Basotect G+ Layering
Located within walls of Calma, below fabric layers
High sound absorption capacity
VOC and mineral wool free
Low Risk of Fire Hazard

Laminated Glass
5+5mm acoustic laminated glass low frequency vibration absorber

Air Ventilation
4 pcs. Noctua IPPC2000 Fan Module
Airflow per fan 182,5 m³/h
Reversible airflow direction upon request. The standard flow enters from top between walls and felt ceiling, exits from ventilation grill at the bottom



Dimmeable LED Lights

STANDARD
Osram Dimmer LED's
6,2W (per 1 pc LED)
168 lm/W
2700K Daylight Hue
Min 20 - Max 170 Lux

Tempered Glass Door

12mm single piece tempered glass with 180° opening angle

TV Bracket

(Optional)
Compatible with screens up to 27 inches

Nurus Links

(Optional)

Meeting Desk

(Optional)
500x700mm desk for two people, height 74 cm

Main Power Unit

STANDARD	FOR USA
3000 mm input cable 220V-230V EUR Plug Type	US 5-15 P to IEC C13 power cord 10 ft length (100-120 VAC) - - -
3800mm input cable 220V-230V UK Plug or Multinational plug is available	8A Fuse Standard Black Colour
4A Fuse	Main power unit is placed on the bottom right corner of Calma when faced up front Operating at full power, total power consumption: 54 Watts
Standard Black Colour	
Main power unit is placed on the back bottom right corner of Calma when faced up front	
Operating at full power, total power consumption: 54 Watts	

Seismic Footplates & Castors

Along with castors or fixed glides, Calma models also have footplates for securing the pod placements and fix to ground



Touch Screen Panel



Magnetic Door



Nurus Links

Please see electrical specifications page for detailed information



Ventilation Fans

*Lux measurement standards are based on values from table top surfaces.
**Alava office chair placed within Calma Medium is an optional furniture.

Calma 4

Product Features



Occupancy Indicators Activated by PIR Sensors

(Optional)

Lights will turn red while in use or for the duration of reserved meetings
Lights will turn green again after use within 1 minute

Sound Absorbent Recycled Felt Layering

Antibacterial, Anti-Allergic Oil and water repellent, easy to clean 50% recycled PET Fire Rates: B,S1, d0 (EN-13501)

TV Bracket

(Optional)

Compatible with screens up to 32 inches

Nurus Links

Laminated Glass

5+5mm acoustic laminated glass, low frequency vibration absorber

Air Ventilation

6 pcs. Noctua IPPC2000 Fan Module
Airflow per fan 182,5 m³/h
Reversible airflow direction upon request. The standard flow enters from top between walls and felt ceiling, exits from ventilation grill at the bottom



Dimmeable LED Lights

STANDARD

Osram Dimmer LED's
6,2W (per 1 pc LED)
168 lm/W
2700K Daylight Hue
Min 20 - Max 170 Lux

Tempered Glass Door

12mm single piece tempered glass with 180° opening angle

Basotect G+ Layering

Located within walls of Calma, below fabric layers
High sound absorption capacity
VOC and mineral wool free
Low Risk of Fire Hazard

Meeting Desk & Soft Seating

680x900mm desk for up to four people, height 74 cm
Built-in Soft Seating with cushions and padded seat

Main Power Unit

STANDARD

3000 mm input cable 220V-230V
EUR Plug Type
3800mm input cable 220V-230V
UK Plug or Multinational plug is available
4A Fuse
Standard Black Colour
Main power unit is placed on the **back bottom right corner** of Calma when faced up front
Operating at full power, total power consumption: 94 Watts

Seismic Footplates & Castors

Along with castors or fixed glides, Calma models also have footplates for securing the pod placements and fix to ground



Touch Screen Panel



Magnetic Door



Nurus Links

Please see electrical specifications page for detailed information



Ventilation Fans

*Lux measurement standards are based on values from table top surfaces.

Calma 4L

Product Features



Occupancy Indicators Activated by PIR Sensors

(Optional)

Lights will turn red while in use or for the duration of reserved meetings
Lights will turn green again after use within 1 minute

Sound Absorbent Recycled Felt Layering

Antibacterial, Anti-Allergic Oil and water repellent, easy to clean 50% recycled PET Fire Rates: B,S1, d0 (EN-13501)

TV Bracket

(Optional)

Compatible with screens up to 32 inches

Nurus Links

Laminated Glass

5+5mm acoustic laminated glass, low frequency vibration absorber

Air Ventilation

8 pcs. Noctua IPPC2000 Fan Module
Airflow per fan 182,5 m³/h
Reversible airflow direction upon request. The standard flow enters from top between walls and felt ceiling, exits from ventilation grill at the bottom



Dimmeable LED Lights

STANDARD

Osram Dimmer LED's
6,2W (per 1 pc LED) 168 lm/W
2700K Daylight Hue
Min 20 - Max 170 Lux

Tempered Glass Door

12mm single piece tempered glass with 180° opening angle

Basotect G+ Layering

Located within walls of Calma, below fabric layers
High sound absorption capacity
VOC and mineral wool free
Low Risk of Fire Hazard

Meeting Desk

(Optional)

Full length 680x1200 mm desk for up to four people, height 74 cm

Main Power Unit

STANDARD

3000 mm input cable 220V-230V
EUR Plug Type
3800mm input cable 220V-230V
UK Plug or Multinational plug is available
4A Fuse
Standard Black Colour
Main power unit is placed on the **back bottom right corner** of Calma when faced up front
Operating at full power, total power consumption: 100 Watts

Seismic Footplates

Along with fixed glides, Calma models also have footplates for securing the pod placements and fix to ground



Touch Screen Panel



Magnetic Door



Nurus Links

Please see electrical specifications page for detailed information



Ventilation Fans

*Lux measurement standards are based on values from table top surfaces.
**Uneo office chairs placed within Calma XLarge are optional furniture.

Calma Pro

Product Features



Occupancy Indicators Activated by PIR Sensors

(Optional)

Lights will turn red while in use or for the duration of reserved meetings
Lights will turn green again after use within 1 minute

Sound Absorbent Recycled Felt Layering

Antibacterial, Anti-Allergic Oil and water repellent, easy to clean 50% recycled PET Fire Rates: B,S1, d0 (EN-13501)

TV Bracket

(Optional)

Compatible with screens up to 32 inches

Nurus Links

Laminated Glass

5+5mm acoustic laminated glass, low frequency vibration absorber

Air Ventilation

12 pcs. Noctua IPPC2000 Fan Module
Airflow per fan 182,5 m³/h
Reversible airflow direction upon request. The standard flow enters from top between walls and felt ceiling, exits from ventilation grill at the bottom

Dimmeable LED Lights

STANDARD

Osram Dimmer LED's
6,2W (per 1 pc LED)
168 lm/W
2700K Daylight Hue
Min 20 - Max 170 Lux

Tempered Glass Door

12mm single piece tempered glass with 180° opening angle

Basotect G+ Layering

Located within walls of Calma, below fabric layers
High sound absorption capacity
VOC and mineral wool free
Low Risk of Fire Hazard

Meeting Desk

(Optional)

Full length 680x2000 mm desk for up to four people, height 74 cm

Main Power Unit

STANDARD

3000 mm input cable 220V-230V
EUR Plug Type
3800mm input cable 220V-230V
UK Plug or Multinational plug is available
4A Fuse
Standard Black Colour
Main power unit is placed on the **back bottom right corner** of Calma when faced up front
Operating at full power, total power consumption: 148 Watts

Seismic Footplates

Along with fixed glides, Calma models also have footplates for securing the pod placements and fix to ground



Touch Screen Panel



Magnetic Door



Nurus Links

Please see electrical specifications page for detailed information

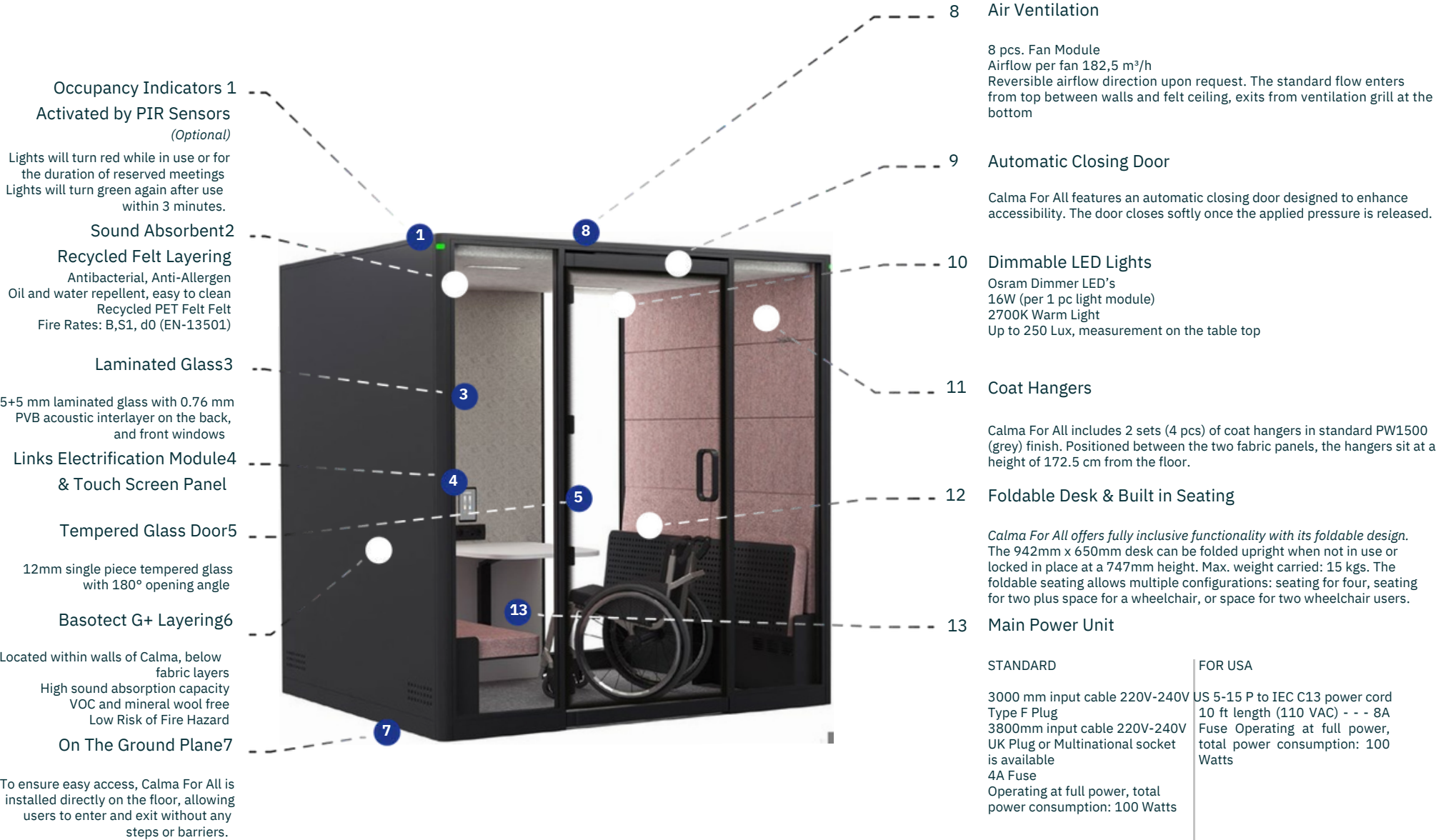


Ventilation Fans

*Lux measurement standards are based on values from table top surfaces.
**Uneo office chairs placed within Calma XLarge are optional furniture.

Calma For All

Product Features



Touch Screen Panel and Links Module
Please see electrical specifications page for detailed information



Magnetic Door



Accessible Design



Foldable Features

Technical Specifications










Dimensions	Exterior
	Interior
	Mobility
	Soft Seating Option
	Max User Capacity
	Air Fans
Castors	Castors
	Fixed Feet
Table	

Calma S	Calma Z/Z2	Calma 2	Calma 4	Calma 4L	Calma Pro	Calma For All
100x110x224 cm	100x140x224 cm	100x220x224 cm	144x220x224 cm	188x220x224 cm	276x220x224 cm	. 188x220x224 cm
89,6x93x204,8 cm	89,6x123x204,8 cm	89,6x205x204,8 cm	133,6x205x204,8 cm	177,6x205x204,8 cm	265,6x205x204,8 cm	69.9x80.7x80.6 in 177,6x205x204,8 cm
Yes 1 person	Yes 1 person	Yes 1 person	Yes 2 people	-	-	- -
-	Optional	Optional	Optional	Optional	Optional	Standard Foldable, Built-in Seating
1 person	1 person	2 people	4 people	4 people	8 people	4 people seat or 2 wheelchairs
2 pcs	2 pcs	4 pcs	6 pcs	8 pcs	12 pcs	8 pcs
4 pcs	4 pcs	4 pcs	-	-	-	- -
4 pcs	5 pcs	8 pcs	8 pcs	16 pcs	24 pcs	-
370x820mm h: 960mm	432x880mm h: 740mm	500x700mm h: 740mm	680x900mm h: 740mm	Optional 680x1200mm h: 740mm	Optional 680x2000mm h: 740mm	Standard 651x942mm h: 747mm

Calma Small's height adjustable table can move from 68 to 118 cm or can be placed at fixed height: 96 cm.
Calma For U's retractable table can change its depth up to 16 cm at fixed 74 cm height.

Electrical Specifications

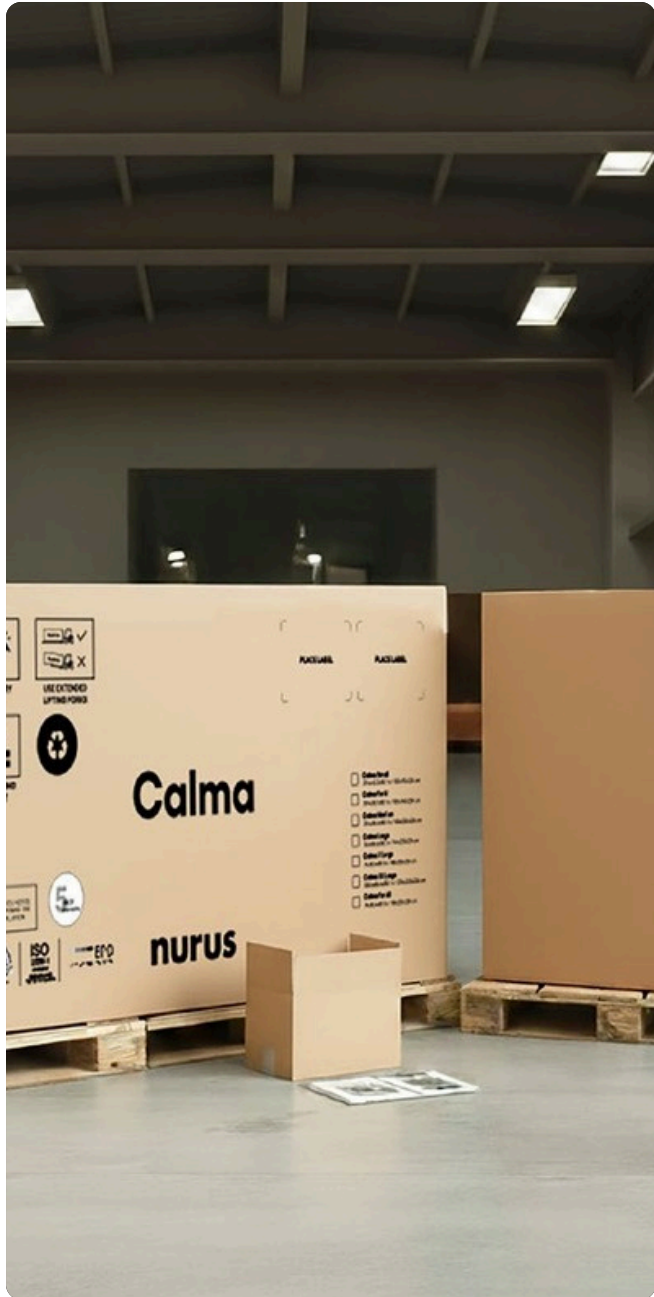









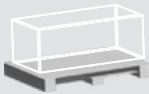
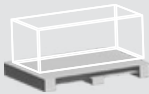
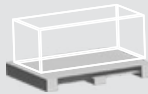
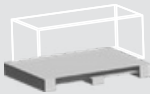








	Calma Small	Calma Z /Calma Z2	Calma 2	Calma 4	Calma 4L	Calma Pro	Calma For All
							
Total Power Consumption	32 W	32 W, 45 W with Media Wall	54 W	94 W	100 W	148 W	100 W
Power Outlet	Desktop Outlet	Within Nurus Links* (3 pcs with Media Wall)	Within Links (2 pcs)	Within Links (2 pcs)	Within Links (2 pcs)	Within Links (2 pcs)	Within Links (2 pcs)
RJ45 Ethernet Entry	On Kickplate	On Kickplate	Within Links	Within Links	Within Links	Within Links	Within Links
HDMI	-	-	Optional with TV Bracket (1 pc)	Optional with TV Bracket (1 pc)	Optional with TV Bracket (1 pc)	Optional with TV Bracket (1 pc)	Optional with TV Bracket (1 pc)
Media Wall	-	Yes (Compatible with screens up to 27 inches)*	-	-	-	-	-
TV Bracket	-	Optional (Within Media Wall, Compatible with screens up to 27 inches)	Optional (Compatible with screens up to 32 inches)	Optional (Compatible with screens up to 32 inches)	Optional (Compatible with screens up to 32 inches)	Optional (Compatible with screens up to 32 inches)	-
USB A + C	On Desktop Outlet	On Desktop Outlet	Within Links	Within Links	Within Links	Within Links	Within Links

The RJ45 Ethernet Data Cable can be used from the floor or the ceiling of the product.
Power outlets can be selected as European, Swiss (only available for DACH region), UK, US or Multinational types.
Recommended screen sizes are based on considering a healthy viewer distance.
TV screens are not included in Calma products and must be bought seperately.

*Please see page 38 for detailed information of Media Wall and illustrated Links modules.


Calma



	Calma Small	Calma Z/Z2	Calma 2	Calma 4	Calma 4L	Calma Pro	Calma For All
							
Dimensions	39.4x43.3x88.1 in 100x110x224 cm	39.4x55.1x88.1 in 100x140x224 cm	39.4x86.6x88.1 in 100x220x224 cm	56.6x86.6x88.1 in 144x220x224 cm	74x86.6x88.1 in 188x220x224 cm	108.6x86.6x88.1 in 276x220x224 cm	74x86.6x88.1 in 188x220x224 cm
							
Packaging	1 Cardboard Crate 72x230x125 cm	1 Cardboard Crate 72x230x125 cm	1 Cardboard Crate 82x230x125 cm	1 Cardboard Crate 106x230x125 cm	2 Cardboard Crates 72x230x125 cm	2 Cardboard Crates 72x230x125 cm	2 Cardboard Crates 72x230x125 cm
Weight	400 kgs	465 kgs	615 kgs	765 kgs	450 kgs x 2	550 kgs x2	430 kgs x2
Estimated Installation Time*	2 people 25 mins	2 people 30 mins	2 people 35 mins	4 people 45 mins	4 people 70 mins	4 people 110 mins	4 people 70 mins
					-		-
Optional Soft Seating Packaging	1 Cardboard Box (Gravity) 10 kgs 45x45x60 cm	1 Cardboard Box (Sofa) 30 kgs 90x63x57 cm	1 Cardboard Box(Sofa) 60 kgs 90x63x112 cm	1 Cardboard Box (Sofa) 70 kgs 134x63x112 cm		1 Cardboard Box (Walls) 80 kgs 140x85x65 cm	

Package dimensions are listed as Depth x Width x Height.
*These installation times might last approximately 30-40 mins longer according to circumstances of the space and number of selected optional features of your product.

Built-in Touch Screen Controls




The touch screen panel placed on the interior walls of Calma pods allow you to **control fan speed and light dimmers.**



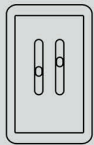
The touch screen controls inside Calma pods allow users to adjust ventilation and lighting levels with ease.

While all standard models feature a dual-slider interface, Calma Z is equipped with a media wall includes a third slider for precise facelight dimming.



Standard Type Electrification

Calma Small



TOUCH PANEL:
FANS, LIGHTS CONTROL



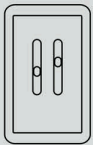
DESKTOP OUTLET
USB A+C CHARGER



LINKS ON KICKPLATE:
RJ45 DATA CONNECTOR
GST 18 SOCKET

Calma Z

(Without Media Wall)



TOUCH PANEL:
FANS, LIGHTS CONTROL

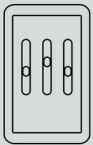


DESKTOP OUTLET
USB A+C CHARGER

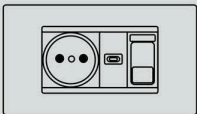


LINKS ON KICKPLATE:
RJ45 DATA CONNECTOR
GST 18 SOCKET

(With Media Wall)



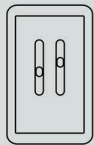
TOUCH PANEL:
FANS, LIGHTS
FACELIGHTS CONTROL



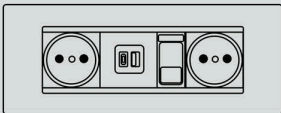
LINKS ON WALL:
OUTLET,
USB C CHARGER,
RJ45 DATA CONNECTOR

Calma 2, Calma 4, Calma 4L, Calma Pro, Calma for All

(Without TV Bracket Integration)

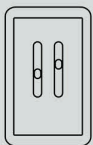


TOUCH PANEL:
FANS, LIGHTS CONTROL

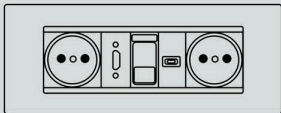


LINKS ON WALL:
2X OUTLETS
USB A+C CHARGER
RJ45 DATA CONNECTOR

(With TV Bracket Integration)



TOUCH PANEL:
FANS, LIGHTS CONTROL



LINKS ON WALL:
2X OUTLETS
HDMI ENTRY
USB C CHARGER
RJ45 DATA CONNECTOR

Media Wall is an optional integration, only available for Calma Z/Z2.

A standard media wall includes

- 1 Links Unit that contains:
 - 1 pc 220 VAC power outlet (Max Output Power 750W)
 - 1 pc USB C charger
 - 1 pc RJ45 Ethernet Type Data

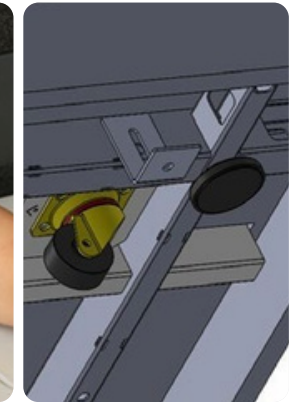


2 units of Dimmeable Facelights:
Optimised digital communication, controlled by the integrated touch panel of Calma Z/Z2.

Behind the screen there are 2 standard connections:
1 pc 220 VAC power outlet (for mounting screen)
HDMI cable tunnel for TV integration

*Please note that TV, Screen or monitors are not included or attached to the media wall unit.

Maximum 27 inch screens can be mounted on the Media Wall unit. The electrification unit shown on the visual is Multinational Type. following Socket Types are supported for Calma: Multinational (Universal Common Sockets except Switzerland), Schuko (EUR), UK, US (NEMA 5-15R, USA & CANADA)

*When TV Bracket option for Calma Large models is selected, while USB-C remains, the USB-A unit is removed and replaced with an HDMI outlet instead. Also 1 outlet for TV and 1 HDMI cable tunnel will be added on the panel for TV integration. For USA type Calma models, power outlets are US NEMA 5-15R. See details on following page.

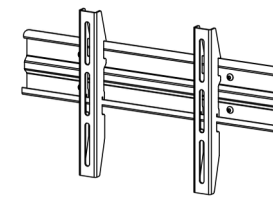


Height Adjustable Table

Links Modules

Seismic Foot Plates

Optional Components



TV Bracket

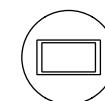
This component is available for Calma Models of 220 cm and above width only. We recommend placing a 27 inch TV inside Calma, and maximum 32 inch TV can be mounted.



Housing for Sprinkler

Housing for Sprinkler

On the ceiling of Calma pods, housing for sprinkler installation can be opened upon request. The package does not include the fixtures, only the holes can be drilled.



Reservation Screen

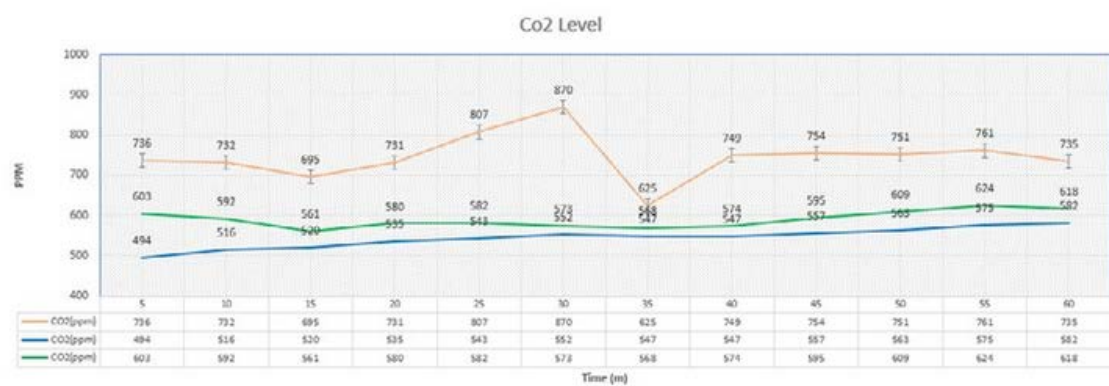
Reservation Screen

The reservation screen is an optional feature to be added on request to Calma For U.

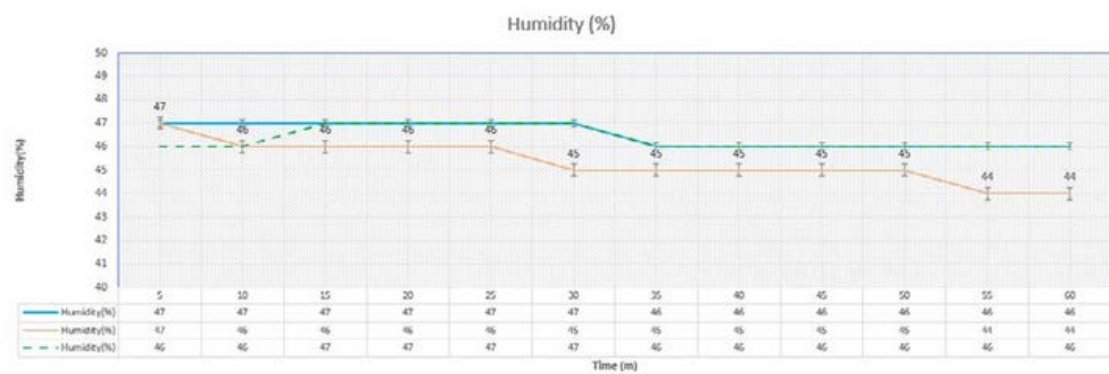
Analysis & Reports

Please contact your Nurus representative for detailed information about lab tests and analysis reports of Calma products since measurements are updated periodically for each product.

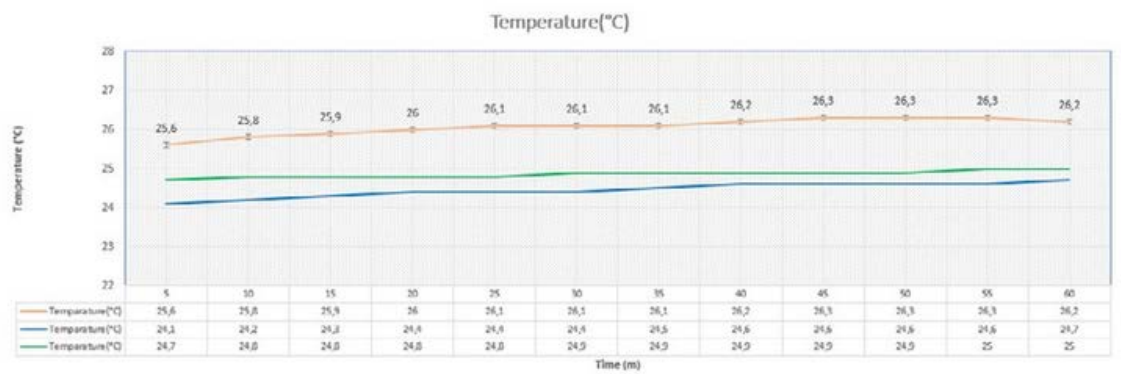
CO₂ Levels



Humidity (%)



Temperature



Materials




Calma Materials




HDF Powder Coated Exterior Walls and Built-in Furniture
Upholstered Side Walls and Sofas
Recycled PET Felt Ceiling and Back Wall

HDF Powder Coating Finishes

Color options for exterior walls, frame, door handle and table top surfaces.



PW9010



PW1500



PW3001



PW7030



PW9017



PW1012



PW5024




PW6003

Felt Options

Color options of recycled PET felt for the ceiling and interior back walls.




LIGHT GREY
FLT02



DARK GREY
FLT03

Carpet Options

Color options the ceiling and interior back walls.




CORAL
342



CORAL
350

Fabric Specifications


Upholstery - Era (Standard)



Lifetime
NU A3-03




Chapter
NU A3-08




Stage
NU A3-15



Forecast
NU A3-11




Timelapse
NU A3-16




Aeon
NU A3-20



Sequence
NU A3-25



Present
NU A3-13



Forward
NU A3-14



Experience
NU A3-29




Endurance
NU A3-34



Notation
NU A3-36



Youth
NU A3-39



Range
NU A3-42



Late
NU A3-43



Quota
NU A3-41



Prompt
NU A4-45



100% Polyester

Weight: 320 g/m2 \pm 5%
Fastness to Rubbing: Wet: 4, Dry: 4 (ISO 105 - X12)
Light Fastness: 5 (ISO 105 - B02)

Flammability
BS 7176 Low Hazard
EN 1021 - 1&2 (cigarette & match)
EN 13501-1 Adhered Class B, s1, d0
EN 13501-1 Un-adhered Class C, s1, d0
BS 7176 Medium Hazard with EnviroFlam5
BS 5852 Ignition Source 5 with EnviroFlam5
The Furniture & Furnishing (Fire Safety) Regulations 1988
(UK domestic cig & match)
with EnviroFlam5

Fabric Specifications

Upholstery - Rivet (standard)



Wire
NU A4-03



Resin
NU A4-04




Alloy
NU A4-05



Ferrous
NU A4-15




Solder
NU A4-18



Chromoly
NU A4-19



Molten
NU A4-09



Spark
NU A4-10



Abraid
NU A4-13



Copper
NU A4-14



Tensile
NU A4-20



Verdigris
NU A4-21



Cast
NU A4-25



Galvanise
NU A4-26



100% Post Consumer Recycled Polyester

Weight: 280 g/m2 ±5%
Fastness to Rubbing
Wet: 4, Dry: 4 (ISO 105 - X12)
Light Fastness: 5-6 (ISO 105 - B02)


Flammability
EN 1021 - 1&2 (cigarette & match) BS 7176
Low Hazard UNI 9175 Classe 1 IM EN 13501-1 Adhered Class B, s2, d0 EN 13501-1 Un-adhered Class B, s1, d0 Optional: Please specify when ordering: BS 5852 Ignition Source 5 when treated with EnviroFlam5 BS 7176 Medium Hazard when treated with EnviroFlam5 The Furniture and Furnishing (Fire Safety) Regulations 1988 (UK domestic cigarette and match) with EnviroFlam5 DIN 4102 B1 with FR Treatment (Gorts) BS 5867-2: Type B Curtains & Drapes with FR Treatment (Gorts) EN 13773 Class 1 with FR Treatment (Gorts)

Fabric Specifications

Upholstery - Blazer (Upcharge)




Wire
NU D1-1K



Newport
NU D1-1L




Plymouth
NU D1-1R




Newcastle
NU D1-1W




Aston
NU D1-02



Napier
NU D1-08



Winchester
NU D1-012



Magdalene
NU D1-021



Silverdale
NU D1-028



Bromsgrove
NU D1-035



Goldsmith
NU D1-039



Fairfield
NU D1-047



Handcross
NU D1-063



Copper
NU D1-082



100% Virgin Wool

Weight: 460 g/m2 ±5%
Fastness to Rubbing: Wet: 4, Dry: 4
(ISO 105 - X12)
Light Fastness: 4-6 (ISO 105 - B02)

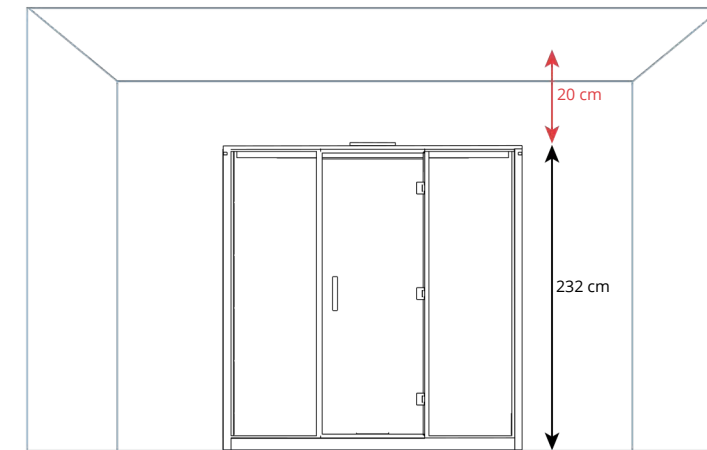
Flammability
EN 1021 - 1&2 (cigarette & match)
BS 7176 Low Hazard
NF D 60-013
ÖNORM B 3825 & A 3800-1 (over CMHR
58kg/m3 Foam)
UNI 9175 Classe 1 IM
BS 476 Part 7 Class 1 (Adhered)
EN 13501-1 Adhered Class D, s1, d0
IMO FTP Code (Part 8)
The Furniture and Furnishing (Fire Safety)
Regulations 1988 (UK domestic cigarette
and match)
BS 5852 Ignition Source 5 when FR
treated
BS 7176 Medium Hazard when FR treated
BS 476 Part 6 Classs 0 when FR treated
(Adhered)
EN 13501-1 Adhered Class B, s1, d0 when
FR treated
EN 13501-1 Un-adhered Class D, s2, d0
when FR treated
BS 5867-2 Type B Curtains & Drapes when
FR treated
EN 13773 Class 1 (when FR treated)

Calma

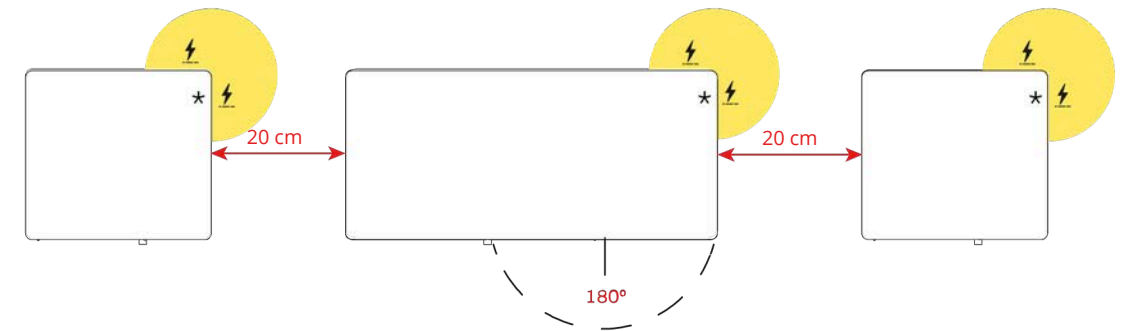
Recommendations

For a better experience and successful use of the product, please make sure to keep in mind our recommendations and guides when using, installing or moving Calma.

- Do not plug and appliances more than 220-230 VAC.
- Make sure that Calma is not plugged before you open the access cover on top.
- The ventilation and lights work at the same time, make sure the lights are on when you are in the pod.
- Do not block the vent grill, keep 20 cm distances between Calma products and walls.
- Do not smoke inside.
- To have better access to air, we also recommend having at least 20 cm space distance between the ceiling and pod.
- Keep the door closed at all times.
- Keep fire sources away from Calma at all times.
- **Do not install high power-consuming devices such as heaters or vacuum cleaners inside Calma.**
- The maximum power outlet capacity is 750W for standard Calma.



Please make sure to have some space between Calma products and their surroundings for healthy air circulation and use. The minimum recommended space requirement for the total height of Calma models is 252 cm.



When placing Calma units, make sure the bottom right corner of the back panel is close to a power source.

US Type Calma products only has one power entrance on the bottom right corner of the **right panel**. For the standard types, the bottom right corner of the **back panel** can also be used.

